

**WEST AREA COMMITTEE 17<sup>th</sup> June 2015**

<b>Title of paper:</b>	<b>WARD PERFORMANCE REPORTS Q1</b>	
<b>Director(s)/ Corporate Director(s):</b>	Andy Vaughan, Director of Neighbourhood Services	Wards affected: Aspley, Bilborough and Leen Valley
<b>Report author(s) and contact details:</b>	Heidi May, Locality Manager, 07983718859 <a href="mailto:heidi.may@nottinghamcity.gov.uk">heidi.may@nottinghamcity.gov.uk</a>  Neighbourhood Development Officers:  Sioban Campbell, 0115 8833738 <a href="mailto:sioban.campbell@nottinghamcity.gov.uk">sioban.campbell@nottinghamcity.gov.uk</a>  Julianne Christou 0115 8833739 <a href="mailto:julianne.christou@nottinghamcity.gov.uk">julianne.christou@nottinghamcity.gov.uk</a>  Deborah Wilson 0115 8833741 <a href="mailto:deborah.wilson@nottinghamcity.gov.uk">deborah.wilson@nottinghamcity.gov.uk</a>	
<b>Other colleagues who have provided input:</b>	Dave Halstead, Head of City Services <a href="mailto:dave.halstead@nottinghamcity.gov.uk">dave.halstead@nottinghamcity.gov.uk</a>  Leslie Marriott, Crime and Drugs Partnership Analyst <a href="mailto:leslie.marriott@nottinghamcity.gov.uk">leslie.marriott@nottinghamcity.gov.uk</a>	
<b>Date of consultation with Portfolio Holder(s) (if relevant)</b>	Not relevant	
<b>Relevant Council Plan Strategic Priority:</b>		
Cutting unemployment by a quarter		<input checked="" type="checkbox"/>
Cut crime and anti-social behaviour		<input checked="" type="checkbox"/>
Ensure more school leavers get a job, training or further education than any other City		<input checked="" type="checkbox"/>
Your neighbourhood as clean as the City Centre		<input checked="" type="checkbox"/>
Help keep your energy bills down		<input checked="" type="checkbox"/>
Good access to public transport		<input checked="" type="checkbox"/>
Nottingham has a good mix of housing		<input checked="" type="checkbox"/>
Nottingham is a good place to do business, invest and create jobs		<input checked="" type="checkbox"/>
Nottingham offers a wide range of leisure activities, parks and sporting events		<input checked="" type="checkbox"/>
Support early intervention activities		<input checked="" type="checkbox"/>
Deliver effective, value for money services to our citizens		<input checked="" type="checkbox"/>
<b>Summary of issues (including benefits to citizens/service users):</b>		
<p>The following is a brief summary by the respective Ward Neighbourhood Development Officers highlighting key issues:</p> <p><b><u>WARD: ASPLEY, (Aspley, Bells Lane and Broxtowe Beats) Neighbourhood Development Officer, Sioban Campbell</u></b></p> <p><b>Key Successes</b></p> <ul style="list-style-type: none"> <li>Aspley Partnership Intergenerational Tea Dances</li> <li>The new café at ACTC BEST Creative's</li> <li>Jobs Club and Benefit Support Club at the Hope Centre</li> </ul>		

- New extension to Phoenix Adventure for eligible 2 year old provision

### **Emerging issues**

ASB issues on the Broxtowe Estate.

### **The NAT (Aspley Neighbourhood Action Team)**

- ASB issues on the Broxtowe Estate
- Lifeline Presentation
- Clean ups on the Broxtowe Estate
- Looking at Alleways

### **WARD: Bilborough (Balloon Woods, Bilborough, Denewood and Strelley Beats) Neighbourhood Development Officer, Julianne Christou**

#### **Key Successes**

- The 2015 Bilborough Gem Awards Ceremony, held at the Oakfield School was a great success. More than 50 Young People received awards. Friends and family supported the event.
- The Skills Exchange Launch at St Johns Church Hall attracted local residents. There will be more opportunities to join and sign up during the coming months.
- The Bilborough 'Our Place Project' has been launched, with funding secured to refurbish the hub at Hanover Court.
- Councillors are supporting the refurbishment of two local parks Hoylake and Rosedale.

#### **Emerging issues**

- A small number of young people continue to cause anti-social behaviour. The police, NAT partners and other agencies are working together to deal with this issue.
- The Bracebridge Drive Recycling Bins
- The Cranwell Road demolition is an ongoing issue.

#### **Events Planned**

- An Information Day at the Wollaton Vale Community Centre June 2nd
- Dementia training for staff

#### **What is the Neighbourhood Action Team (NAT) focusing its work on?**

- The NAT continues its work on reviewing ward priorities, and the next phase will be to strengthen actions around the health theme. Looking at how to promote awareness about cancer screening and dementia both for staff and residents.
- Working with partners to address the Bracebridge Recycling Area
- Continuing to work with young people and how they can support older people in the Ward through the 'Our Place Project'.
- Supporting the work of the Great Project and the Poster competition.

### **WARD: Leen Valley (Beechdale, Ainsley and Hyson Green Beats) Neighbourhood Development Officer, Deborah Wilson**

#### **Key Successes**

- Democracy event with Bluecoat Academy VI Formers with over 100 attending
- A consensus has been achieved regarding restrictions on Cheslyn Drive and Oakwood Drive.
- Councillors have supported a range of community organisations this period to improve the service they give. Examples of this include, ipads for an after school club, English Classes for Roma Citizens; safety improvements to New Whitemore Baptist Church to enable Youth Activities to take place there, planting schemes for New Whitemore Tenants and Residents Association

- The Research conducted to find out where people access surveys in Leen Valley and what they would like to see developed in the future is now in the data collection phase. 400 Surveys have been distributed, and interviews and focus groups have been held. This is conducted in partnership with Groundwork and Nottingham University.
- Mass clean up and enforcement in the Kennington Road Area

### Emerging issues

- Finding a solution to repairing equipment on Robert Shaw Field that has been vandalised, in order to open the field and reduce antisocial behaviour in the area.
- Continuing to hold activities in Kennington Road to encourage Neighbourhood pride and prevent a relapse

### Events that have happened

- Local Action Group
- Kennington Area Hanging Basked Workshop
- New Whitemore Planting Sessions

### Events planned

- Summer activities with Voluntary Sector Agencies in the Ward

### What is the Neighbourhood Action Team (NAT) focusing its work on?

- A strong and speedy clean up and enforcement response to enviro-crime
- Developing the Children and Families part of the Priority Plan
- Ensuring intensive partnership work is conducted with people who engage in antisocial behaviour
- Linking with schools in the area to engage young people

### Recommendation(s):

1	Area Committee note and comment on the Ward Performance Reports for quarter 1 - 2015/16
---	---

## 1. REASONS FOR RECOMMENDATIONS

- 1.1 Ward performance reports provide a descriptive and statistical picture of what is happening at a ward level and invite community representatives to comment, debate, challenge and identify how they can add value to improve their neighbourhoods.
- 1.2 Ward performance reports also monitor progress in the wards and act as a catalyst.

## 2. BACKGROUND (INCLUDING OUTCOMES OF CONSULTATION)

- 2.1 Neighbourhood Working has been important for a number of years in Nottingham as a means of engaging better with citizens and to drive forward service improvement.
- 2.2 The Nottingham Plan has a goal that “public service delivery will be better integrated and appropriately devolved, ensuring more accessible and responsive services for all, and giving residents more control over what happens in their neighbourhoods”; the Ward Performance Reports help to support this.
- 2.3 The Ward Performance Reports capture work at a local level to support the Nottingham Plan; it is a short summary of key updates on priorities and issues in the

ward. More detailed implementation plans sit behind the report, such as the Ward Plans and other partners' implementation plans.

- 2.4 It was agreed by the North Locality Board, that the focus for the Board moving forward would be Employability, Domestic Violence and Violence, Public Realm and Anti Social Behaviour. The board will maintain a focus on crime, but the targets have been broadened out to reflect the local needs and priorities of the North. The Locality Board, together with partners will take a proactive approach. The board will be reviewing evidence including statistics every month to ensure good progress. Area Chairs, or their nominated representatives are invited. Minutes are issued to all Ward Councillors.
- 2.5 The Ward Performance Reports are co-ordinated by Neighbourhood Development Officers every quarter, with the data analysis undertaken by the Crime and Drugs Partnership.

### **3. OTHER OPTIONS CONSIDERED IN MAKING RECOMMENDATIONS**

- 3.1 None

### **4. FINANCIAL IMPLICATIONS (INCLUDING VALUE FOR MONEY/VAT)**

- 4.1 None

### **5. RISK MANAGEMENT ISSUES (INCLUDING LEGAL IMPLICATIONS AND CRIME AND DISORDER ACT IMPLICATIONS)**

- 5.1 Consideration of the above is integral to all the activity that is contained in this report. Reduction of crime and disorder is a key goal of a large proportion of the initiatives described.

### **6. EQUALITY IMPACT ASSESSMENT**

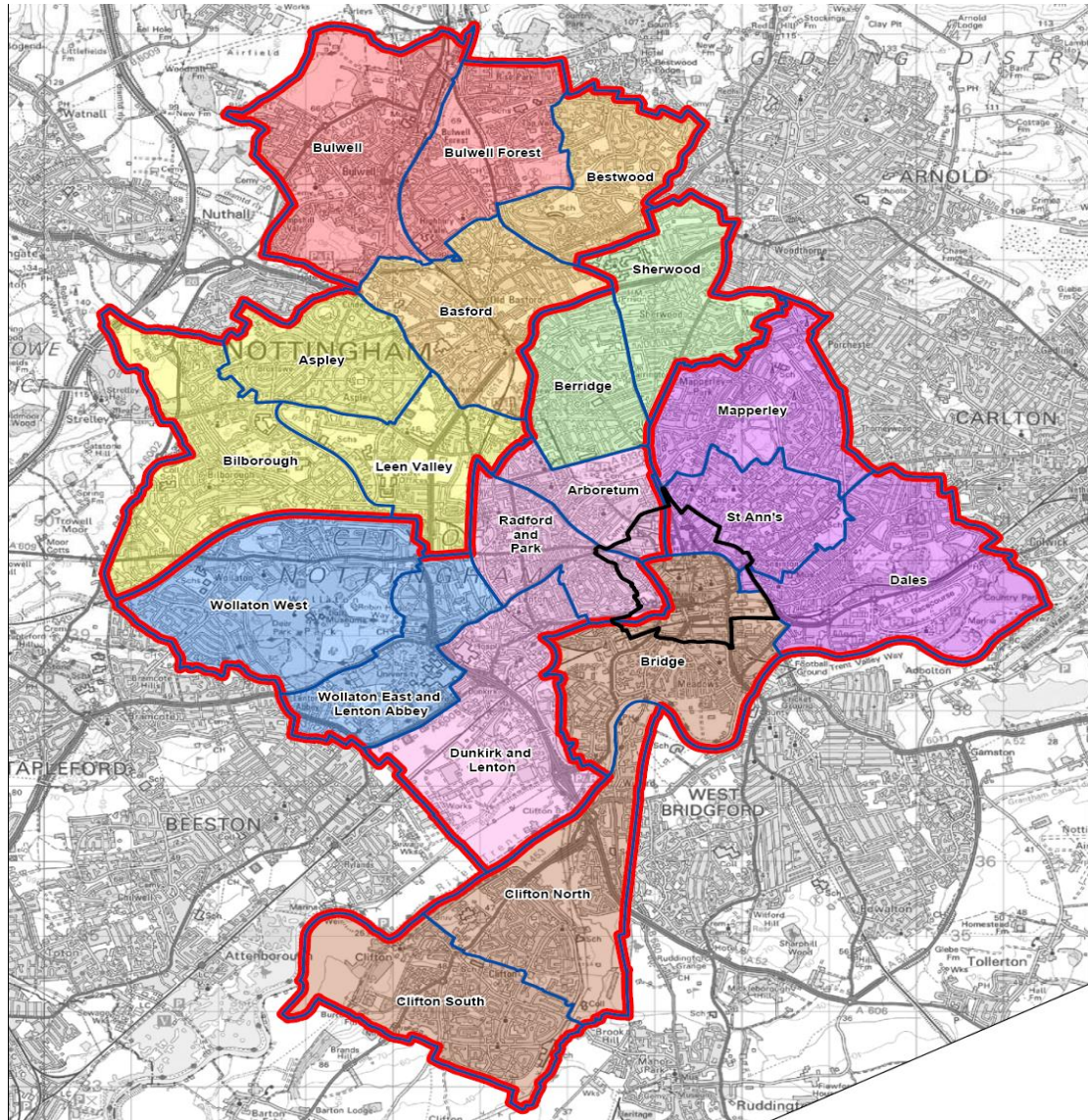
Has the equality impact been assessed?	<input type="checkbox"/>
Not needed (report does not contain proposals or financial decisions)	<input type="checkbox"/>
No – not needed	<input checked="" type="checkbox"/>
Due regard should be given to the equality implications identified in the EIA	<input type="checkbox"/>

### **7. LIST OF BACKGROUND PAPERS OTHER THAN PUBLISHED WORKS OR THOSE DISCLOSING CONFIDENTIAL OR EXEMPT INFORMATION**

- 7.1 Neighbourhood Working Framework 2012 CLT report.

### **8. PUBLISHED DOCUMENTS REFERRED TO IN COMPILING THIS REPORT**

- 8.1 None.



# Aspley

# Aspley - Ward Priorities

Ward:	
Aspley Ward STRATEGIC THEME -	Aspley Ward LOCAL PRIORITIES
<b>Families Nottingham</b>	<ul style="list-style-type: none"> <li>a) <b>Embed Family Support Strategy via use of Family Support Pathway at a Ward Level</b> (Improve Services and support available for young people and families)</li> <li>b) <b>Work with Partners to improve early intervention with Families inc increasing use of CAF, referral routes into Family Community Team Family Support services and workforce development</b> (Improve quality of life and aspirations for young people)</li> <li>c) <b>Increase awareness and engagement of the impact on children and young people of domestic violence</b> (Behaviours of young people)</li> <li>d) <b>Review approaches to delivering services for Children and young people living within the Aspley Ward</b> (Lack of appropriate provision for young people)</li> </ul>
<b>Neighbourhood Nottingham</b>	<ul style="list-style-type: none"> <li>a) <b>Maintain 4* rating by NCH tenant inspectors</b> (The rating now includes opportunities for involvement, partnership working alongside the cleanliness of the estate)</li> <li>b) <b>Improve visual appearance of neighbourhoods</b> (Improve cleanliness in ward; ii) Tackle grot spots; iii)Overgrown hedges and untidy gardens</li> <li>c) <b>Reduce incidents of dog fouling on streets</b></li> </ul>
<b>Safer Nottingham</b>	<ul style="list-style-type: none"> <li>a) <b>Anti Social Behaviour</b></li> <li>b) <b>Drugs</b></li> <li>c) <b>Criminal Damage</b></li> </ul>
<b>Healthier Nottingham</b>	<ul style="list-style-type: none"> <li>1) Sexual Health</li> <li>2) Alcohol/ or smoking (Community groups/Cllrs and NAT to decide of the two)</li> <li>3) Mental health or Child &amp; Adult Obesity (Community groups/Cllrs and NAT to decide of the two)</li> </ul>
<b>Working Nottingham</b>	<ul style="list-style-type: none"> <li>a) <b>Jobs</b></li> <li>b) <b>Training</b></li> </ul>

# Aspley Ward Community Engagement

## Ward Walk

Area/ Estate	Date/ Time	Meeting Point
Bells Lane	5.30pm Bells Lane Estate	Bells Lane Community Centre

## Community Events / Activities / Engagement

Area/ Estate	Date/ Time	Meeting Point
Aspley Summer Carnival	11-3pm, 11 <sup>th</sup> July 2015	Ambleside School Organised in Partnership with Ambleside School PTA, Red Dance & Aspley Partnership
Broxtowe – Tea in the Park	8 <sup>th</sup> August	Broxtowe Country Park Organised by Broxtowe Community Group

# Finance

## **Aspley Ward Councillor Budgets**

Total amount committed this period £4,718.00

Budget remaining £27,100.93 (2015/2016)

## **Aspley Area Capital Fund**

Total amount committed this period £41,854.98

Total amount decommitted this period £0

Budget remaining £117,945.02 (2015/2016)

## **Others – Section 106**

None this period

## **Aspley NCH ‘Environmentals’**

Total Amount committed this period £175,000.00

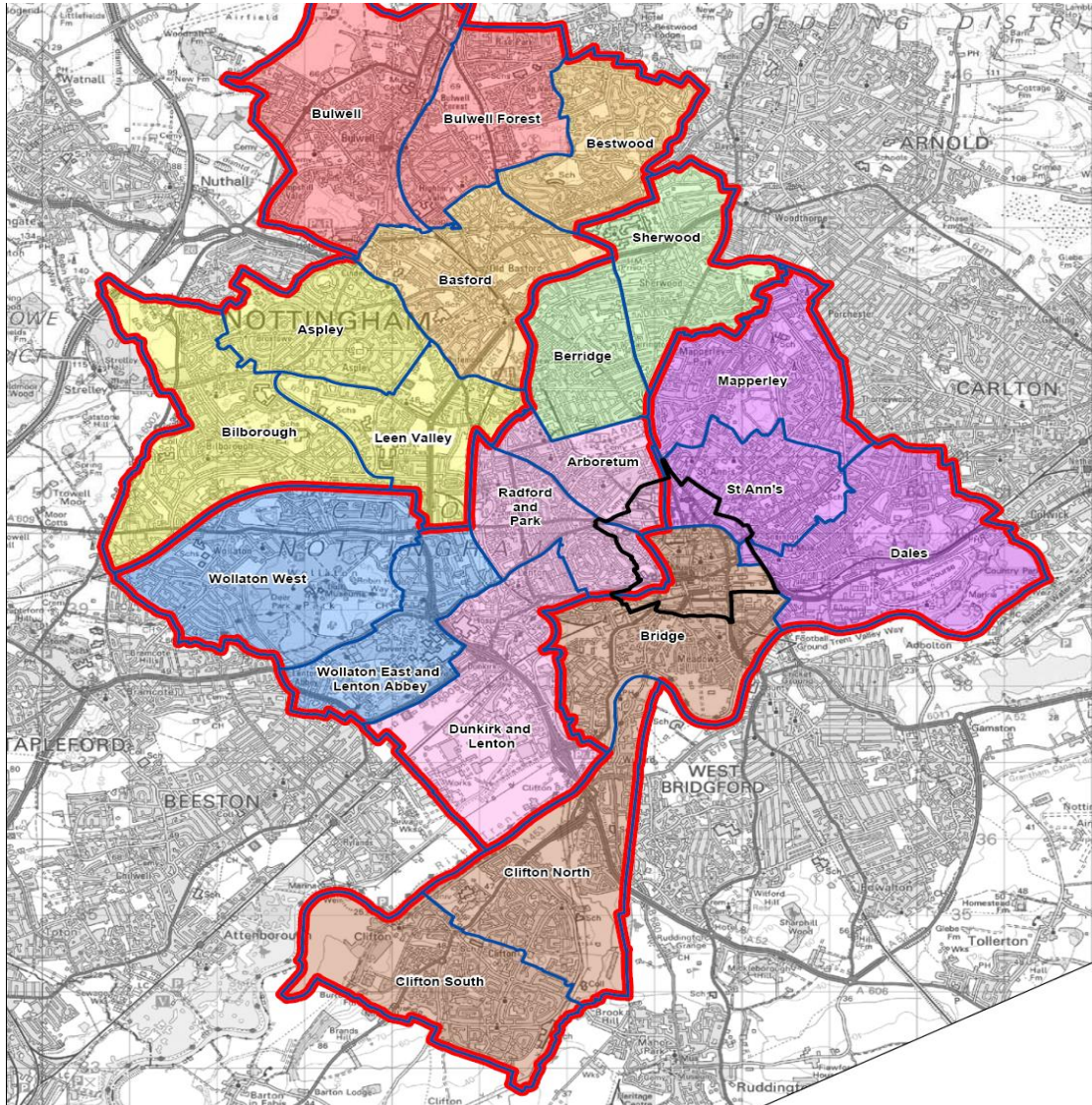
Total amount decommitted £50,000.00

Budget Remaining £0

## **Other Funding**

None this period





# Bilborough

# Bilborough Ward Priorities

Theme	Priorities	Key Actions	Outcome (Methods of evaluation)	Lead
Safer	To increase the number of people signed up to and using the Neighbourhood Alert Scheme (NAS) in the Ward	To use the Neighbourhood Action Teams (NAT) potential to publicise the Alert Scheme at every engagement opportunity with the public. E.g. Information Days planned for Balloon Woods Beat at Wollaton Vale Community Centre June 2 <sup>nd</sup>	Increased numbers across the area will ensure more effective crime prevention/ engagement.	<b>Police</b>
	Utilise the Alert system to increase and promote Neighbourhood Watch (NHW) throughout the ward.	Partners involved in the NAT to promote and identify potential coordinators from the community. Especially in groups under represented in the ward.	NHW will be key to delivering quality community engagement, crime prevention, and give the community the opportunity to help reduce crime and ASB.	<b>Police</b>
	Reduce crime and Anti Social Behaviour in the Bilborough Ward.  Ensure this is linked to the concerns and fears of the community in our priority setting process.	To agree suitable priorities through the NAT, based on Community feedback through engagement by all NAT agencies. To utilise NAT process to deliver joint services approach to reduce crime and Anti Social Behaviour (ASB). Feedback from the community in the four Bilborough beats showed the main concerns raised are ASB: 1.Youths using mini-motos in an anti-social manner	Problem solving plans will be produced and maintained by Police. Each plan will evaluate the outcome of the priority. The plans will be 'SMART'. We will ensure the work conducted is fed back into the community.	<b>Police and Neighbourhood Action Team (NAT) Partners</b>

	Safeguarding	<p>2. Rowdy nuisance behaviour 3. Groups of youths hanging around 4. Speeding</p> <p>The big group of YP causing ASB earlier in the year has decreased due to the targeted coordinated work by Police, Family &amp; Community Team (FCT) &amp; Nottingham City Homes (NCH). However a very small group travel around the area causing ASB. The police are targeting this group, are flexible with their patrols and actions so can maintain their efforts to reduce the offending.</p> <p>Fire service to support patrol of 'Hot Spots' &amp; use of community outreach vehicle for future events</p> <p>1)The Great Project in local primary schools (yrs 5 &amp; 6) 2) Bilborough families are being referred to the 'Stronger Families Programme'. 3) 'Duty System' currently delivered at Broxtowe Children's Centre, Mon-Fri 8am - 6pm.</p>	<p>Hot spot areas are seeing a vast improvement, due to targeted work. The location is fluid.</p> <p>Support children in their positive relationships Offers families support with DV, behaviour, benefits etc.</p>	
	Develop links between the NAT process and Schools in the Ward. This would help improve engagement with young people in the area, and ensure the Schools are involved in the local community.	<p>Help to establish Student Councils within our schools. These Councils will then be able to represent the needs of the school and the young people who attend them. NDO to visit the newly elected School Council at the New Academy, Bluecoat &amp; Beechdale Academy (formally Hadden Park High) Summer '15.</p>	<p>Effective engagement/ inclusion of the schools in our area. Empowering young people to be part of the problem solving process in our area will enable us to prevent crime and ensure</p>	<b>NAT Partners</b>

		To use the information in the Well being Report for Bilborough (Nov '14) to inform NAT & Bilborough Youth Network (BYN) partners work with children and their families.	interventions are relevant to this group of people.	
	Fire Prevention	To approach local schools to deliver Riskwatch Fire and Burns Programme.	To increase fire safety awareness within the home and reduce dwelling fires.	<b>Fire Service</b>
		Posters to reduce accidental fires by older people have been put up in the local area, to be consulted on, to see if they help reduce fires. Fires have reduced among older people.	Reduce fire risks for older people, by increasing awareness of risks.	
	Reduce speeding in the Ward	Speeding initiatives to be carried out in Bilborough and main 'arterial' routes.	Enforcement action taken against offenders	<b>Police</b>
Neighbourhoods	<p>Improve appearance of Neighbourhoods/gardens/hedges</p> <p>Improvements to the local area</p>	<p>Complete Health and Safety Inspections and continue to carry out estate inspections to identify breached of tenancy and ensure the estates reach the 4 Star standards. The 'Estate assessment' is based on the visual appearance &amp; partnership activity. To be achieved through community involvement activities &amp; enhanced partnership working: ward walks, attendance at Community Fun Days. Improvements to the Strelley Community Club supported by Ward Councillors, NCH &amp; Police. Demolition Work continues on the Cranwell Estate, frequent visits to check cleaning,</p>	<p>To achieve 4 stars by Improved appearance, reduction in rubbish, increased community pride</p> <p>Ongoing to support safety local people and</p>	<b>Nottingham City Homes (NCH) City Services</b>

		security & fire, that it's free from Vandalism. Increased patrols by NCH and CPO's. Meet the Builder Event in April to demonstrate progress.	of the area.	
	The Neighbourhood to be as clean as the City centre	New Spring schedules for working in place.	Improved appearance, reduction in rubbish, increased community pride	<b>City Services Community Protection Officer</b>
	Reduce dog fouling within the ward	Build on relationship with local schools to involve students in promoting responsible dog ownership. Environmental issues litter/Dog fouling, from Police surveys passed to CPO's & City Services. NAT partners at Bilborough Market to highlight issues, May 21 <sup>st</sup> .	CPO's in area every day.  Increase awareness of reporting Dog Fouling, dog tagging, recycling.	
	Car Parking	Car Parking remains an ongoing issue for many residents. The consultation results for 'residents' only scheme in the Ambergate area in June '14 did not demonstrate the need for a scheme.	Identify parking problems and look at possible solutions.	<b>Councillors/Parking Enforcement/Police/CPO's.</b>
<b>Families</b>	More activities for young people	FCT will work with partners via the established Bilborough Youth Network to increase provision of diversionary activities across the ward Ongoing discussions between FCT, Groundworks, NDO, NCH & partners to support Youth provision in the area.  FCT finance 'Jigsaw' holiday clubs at the Glenbrook site, for 4-11yrs. 'Diddy Dots' sessions accessed by Bilborough families, in partnership with	An increased activity timetable of partnership events.  Helps support the development of	<b>FCT</b>

	health visitors Groundwork currently having 'outreach' sessions to engage with young people, not engaging in activities.	language, motor skills etc.	
Welfare Reform Awareness	FCT can provide advice and guidance and offer support on debt management.	Improvement in money management/ understanding of benefit entitlement.	
Welfare Reform Awareness	Bilborough Library hold individual Welfare Rights sessions, Thursdays & Fridays. Ensure all NAT partners have access to available training.	To support local residents	<b>NCH</b>
Improving Literacy	West 8 Partnership to coordinate with partners who provide literacy activities for adults. Including cake Decorating Courses at Glenbrook Primary School. Portland Primary School run literacy and numeracy courses for parent The Webster Stratton behaviour programme being delivered by Bilborough Children's Centre, for families with children 3-8yrs. Chatter Matters programme starting at Brockelwood Sept'14 Incredible years approach is being delivered at Broxtowe Children's Centre, Phoenix Adventure Playground Bilborough families being referred to this.	Encouraging adults to enjoy books and support their children's enjoyment. To support families with all aspects of life to improve 'life chances'.	<b>West 8 Partnership</b>
	Local Schools attend the local library for sessions to encourage the enjoyment of reading.	Encouraging children to enjoy reading books.	<b>Libraries &amp; Schools</b>
	Homework Club at Bilborough Library up to 10 children at each session  Easter Nottingham in Bloom event at the Bilborough library.	Supporting children with their literacy  20 attended	<b>Libraries</b>

		Monthly Book Club for adults at Bilborough Library.	10 adults attend	
		Councillors supporting the Dolly Parton book initiative.	To give children a 'head start' with reading.	
Health	Raising awareness of health	<p>FCT work in partnership with health to provide services within the Children's Centres or can support access to services.</p> <p>FCT activities for children, young people, and their parents/carers include health messages and healthy refreshments. Bilborough Families are referred to:  Midwife Clinics  Funky Fruit &amp; Veg Group (a healthy awareness group that shows how to cook healthy foods &amp; playing with your child).  Weigh &amp; play clinics  Physical activities promoted during summer holidays.  Happy Little fingers: group for children with disabilities.</p>	<p>Softsmart monitoring demonstrates increase uptake.</p> <p>Case studies demonstrate self assessment of better understanding of health and importance of prevention  Including food&amp; nutrition exercise and communication</p>	<b>FCT</b>
	Improve access to health related services in Bilborough	<p>FCT provides cook and eat sessions for parents/carers and their children.</p> <p>FCT are working towards establishing a group of volunteers from the Bilborough ward to support &amp; deliver the core offer</p> <p>The Bilborough Food Bank is now</p>	<p>Session planning will evidence delivery of health messages and services.  Monitoring demonstrates good uptake.  Increased awareness of health</p> <p>Local people supporting</p>	<b>FCT &amp; NAT partners</b>

		established, supporting people in the Bilborough Ward, run by local volunteers. Up to 10 people weekly accessing it.	other families	
	Promote cycling and walking in the ward	TravelRight to work with groups & individuals in the Bilborough Ward to promote physical exercise. Promote activities across the North locality that Bilborough residents may be interested in.	Increase physical health & social & mental well being among all age groups.	<b>TravelRight</b>
	Improve access to health related services in Bilborough	Promotion of cancer screening and health matters at events e.g. Information Day 2 <sup>nd</sup> June	To increase awareness, promote well being and knowledge of services.	<b>NAT Partners Health</b>
	Increase engagement	Partners to support engagement & consultation opportunities with local community.  Consult older residents & partners on health needs and raise awareness of what activities are available in the area. 'Activity Sheet' produced & distributed locally to local doctors, groups libraries etc. 'Our Place' initiative young people & older people working together. A steering group was established (March'15). Hanover Court hosted the first event. Follow ups being organised.	Support for older people.  Will need regular update.  To create volunteering & employment opportunities for young people working with older people. Work with Jen Burton and Kate	<b>Partners : FCT/ NCH/ Vol &amp; Com Groups, Groundworks, BEST</b>



		Promote Dementia Training & Cancer Screening.	Fisher to empower people with knowledge and understanding, eliminate fear.	
	Raising educational attainment	FCT will develop with partners a campus approach to adult learning on the Glenbrook/Children's Centre site to provide a pathway to education, training and employment.  'Sing Your Way to School' working on Literacy, numeracy & attendance (at Aspley Children's Centre).	Parents/carers who access the learning opportunities also access other FCT support and activities – increase reach figures.  219 children from Bilborough are registered	<b>FCT</b>
Working	Working Links	BEST & FCT are working with local residents who need support to get 'ready for work'	Increased confidence	<b>FCT, NCH &amp; BEST</b>
	Increase numbers of local volunteers	NCH to Promote 'working links.co.uk' as discussed in NAT.	Families engaging with the programme increasing in confidence and skills to be able to sustain employment.	<b>NAT Partners &amp; local Voluntary organisations</b>
		Community Centres & groups etc to promote volunteering as a way of gaining skills to access work.		
		Launch of Skills2Exchange in April a Timebank for people of all ages to share skills. Help someone else and earn credits to get help. Mini launch at Beechdale Community	Sharing of skills Meeting new people	

		Centre May 13 <sup>th</sup> 1pm.		
	Promote NCH 'Tenant Academy' for training and involvement opportunities	Bilborough residents are aware of and can access training & courses through the Tenant Academy that will improve skills and competences to work on community projects and increase employability. New Spring courses include Food Safety, Childminding, Facepainting, Painting & Decorating.	NCH tenants take up courses with Tenant Academy.	<b>NCH</b>
	Promote skills & training	Promote 'Our Bilborough' project pilot to support young people and older people to work together. Launched in March'15 More events to follow.  Space' Arts Project continues for children & families	To support Young people gain skills and employment meeting the needs of older people.  Building confidence and skill	<b>Groundwork, NCC, Hanover Court, BEST, Schools &amp; NAT partners</b>  <b>EIP Local primary schools</b>
		NAT to promote citywide initiatives which include: 1) Nottingham Jobs Fund 2) Employer Hub 3) Apprenticeship Hub 4) Local Community Jobs fairs NDO aim to promote through face book	To contribute to citywide targets Reduction in unemployment Improved readiness for work	<b>Economic Development</b>
	Promote TravelRight's Travel Support Offer: Promote one months free travel, public transport or bicycle for residents starting a new job, training course or apprenticeship	All partners understand what the offer is  Ensure that employment related and community organisations in the Bilborough Ward are actively referring to the scheme.	Reduce barriers to employment Ensure employment is sustainable Improved readiness for work	

# Bilborough Community Engagement

## Ward Walk

Area/ Estate	Date/ Time	Meeting Point
The Vale Estate Area	Tuesday 2 <sup>nd</sup> June 10-12	Vale Community Centre
Wigman and Chingford Area	Tuesday 28 <sup>th</sup> July 10-12	TBC

## Community Meetings

Group	Date	Venue
Vale Management Meetings	23 <sup>rd</sup> April 5-7pm	The Vale Community Centre
Coffee mornings at the Vale	Tuesdays 10.00-12.00	
DADTRA Meetings	13 <sup>th</sup> April, 11 <sup>th</sup> May & 8 <sup>th</sup> June 6.30 – 8.00	Denewood Crescent
Coffee Morning	Wednesday mornings 9.30-11am	
Beechdale AGM	1 <sup>st</sup> April 10.00 – 12.00	Beechdale Community Centre
Coffee Mornings	Every morning	
Sheila Russell Management Meetings	13 <sup>th</sup> March & 1 <sup>st</sup> May	Sheila Russell Community Centre
SupportNet AGM	21 <sup>st</sup> April 10-12	Bilborough Library Community Centre
Coffee Morning	Tuesdays 10-12	

# Bilborough Community Engagement

## Events Delivered

Event	Lead Partners	Date/ Time	Venue
Our Bilborough Launch	Groundworks	March 27 <sup>th</sup>	Hanover Court
Spring in Bloom for adults	Library	March 26 <sup>th</sup>	Bilborough Library
Bilborough GEM Awards	Bilborough Youth Network	March 26 <sup>th</sup>	Oakfield School
Meet the Builder	NCH	April 21 <sup>st</sup>	Strelley Social Club
Skills2Exchange Launch	The Partnership Council	April 23 <sup>rd</sup>	St John's Church Hall

## Future Events and Activities Planned

Event	Lead Partners	Date/ Time	Venue
Skills2Exchange	The Partnership Council	13 <sup>th</sup> June 1-2pm	Beechdale Community Centre
Ward Information Day	Bilborough Councillors and partners	2 <sup>nd</sup> June 10-12	Wollaton Vale Community Centre
Our Bilborough Event	Groundworks	June 19 <sup>th</sup> 11-1pm	Hanover Court

# Finance

## Ward Councillor Budgets

Total Amount allocated this period £9,011.00

Budget Remaining Unallocated £68,203.80

## Area Capital Fund

Total amount committed this period £5,000.00

Total Amount decommitted this period £0

Budget Remaining Unallocated £133,443.00

## Others – Section 106

None this period

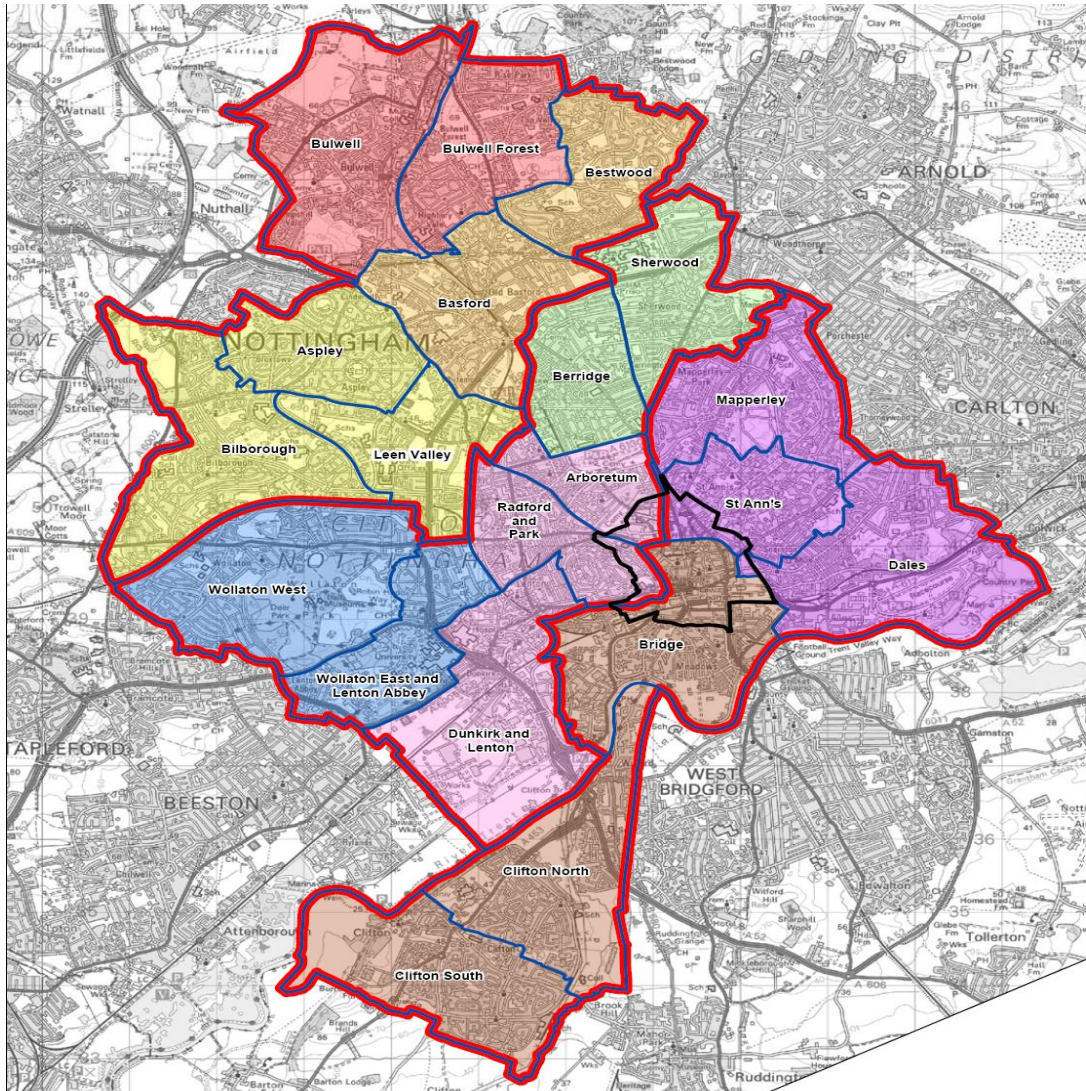
## NCH ‘Environmentals’

Total Amount committed this period £0

Budget Remaining £201,279.00

## Other Funding

None



# Leen Valley

## Ward Report

# Leen Valley Ward Priorities

Theme	Priorities	Key Actions	Outcome	Lead
Safer	To increase the number of people signed up to and using the Neighbourhood Alert Scheme in the Ward	To use the Neighbourhood Action Teams potential to publicise the Alert Scheme at every engagement opportunity with the public	<p>Increased numbers across the area will ensure more effective crime prevention/engagement</p> <p>Increase in beat statistics over a 6 month period have shown an increase between 162% and 278% across two Beats</p> <p>Improved reporting and communication between Police and community</p>	Broxtowe and Hyson Green Policing
	<p>Utilise the Alert system to increase and promote Neighbourhood Watch schemes throughout the Ward</p> <p>Enable Neighbourhood Watch Co-ordinators to share experiences and learn from one another</p>	<p>Identify active Alert users to approach as potential co-ordinators.</p> <p>Partners involved in the Neighbourhood Action Teams to promote and identify potential coordinators from the community, especially in our unheard sections of the community</p> <p>Create a Neighbourhood Watch Forum</p>	<p>More effective Co-ordinators with a greater coverage of the Ward</p> <p>Neighbourhood Watch will be key to delivering quality community engagement, crime prevention, and give the community the opportunity to help reduce crime and antisocial behaviour</p> <p>More joined up and effective Neighbourhood Watch Schemes</p>	Broxtowe and Hyson Green Policing

	<p>Reduce crime and antisocial behaviour in the Leen Valley Ward. Ensuring this is linked to the concerns and fears of the community in our priority setting process.</p>	<p>To agree suitable priorities through the Neighbourhood Action Team, based on community feedback, through the engagement by all Neighbourhood Action Team agencies. To utilise the Neighbourhood Action Team process to a deliver joint services approach to reduce crime and antisocial behaviour</p>	<p>Problem solving plans will be produced and maintained by the Police. Each plan will evaluate the outcome of the priority. The plans will be 'SMART'. We will ensure the work conducted is fed back into the community</p>	<p>Broxtowe and Hyson Green Policing</p>
	<p>Develop links between the Neighbourhood Action Team process and Schools in the Ward. This would help improve engagement with young people in the area, and ensure the Schools are involved in the local community.</p>	<p>Ensure that links are made between appropriate members of the Neighbourhood Action Team and an identified member of the school staff and the Student Council.</p> <p>Use the stronger links with schools to help young people influence Neighbourhood Action Team priorities and actions in the Ward.</p> <p>Help to establish Student Councils within our Schools. These Councils will then be able to represent the needs of the School and the Young people who attend them. Student Councils will empower the young people in the area to help solve and influence NAT priorities.</p>	<p>Effective engagement/inclusion of the Schools in our area. Empowering young people to be part of the problem solving process in our area will enable us to prevent crime and ensure interventions are relevant to this group of people</p>	



	Fire Prevention	Undertake home safety checks based on risk	Reduced fire risks for vulnerable people	Notts Fire Service
	Reduce speeding cars in the Ward	Identify hotspots using intelligence from partners and the community  Hold community 'speedwatch' sessions in places identified. Publicise initiatives to act as a deterrent	Improved awareness of speeding	Police
	Work to reduce school traffic congestion and improve road safety in Kingsbury Drive	Implement key actions identified by the Kingsbury Drive Task Group, amongst which include: <ul style="list-style-type: none"> <li>• Setting up a Park and Stride</li> <li>• Changing parents behaviour</li> <li>• Training Community Protection Officers and other in parking regulations</li> <li>• Intensive parking action at key times</li> <li>• Parent, children and resident education aimed at raising awareness</li> <li>• Consultation on parking and waiting restrictions</li> </ul>	Reduced accident risks, less congestion in a residential area and improved school journeys	Locality Management and Road safety
<b>Neighbourhoods</b>	Improve ways people can get together and access information and services	Support Community groups and organisations to hold events  Install notice boards at key locations and develop joint publicity material.	Increased community engagement will enable effective solutions to be found to community problems  Improved community relations and uptake of services	Locality Management And Nottingham City Homes

		<p>Seek to establish interest in a Tenants and Residents Association, especially in the Kennington Road and Southwold Estate</p>	<p>Published information on how to access services, local events and community information to keep people informed</p> <p>Enabling community members to work with each other and services to make changes to improve their neighbourhood</p>	
	<p>Target litter, dog fouling and fly tipping hotspots</p>	<p>Promote bulky waste appointment service through Nottingham City Homes and Community events</p> <p>Reduce contaminated bins</p> <p>Encourage residents to use alleys to store bins around Kennington Road and Southwold estates. Obtain keys to gates of alleys to enable this to happen</p> <p>Undertake 3 joint environmental audits with City Services, Community Protection and Nottingham City Homes</p> <p>Joint litter pick with Bluecoat School students</p> <p>Provide publicity enabling people to know how best to report what to</p>	<p>Increased engagement and relationship building will ensure sustainable ways of keeping the area cleaner</p> <p>Reduced confusion and increased reporting</p>	<p>Zarina Khan, Waste Management</p> <p>Nottingham City Homes, City Services and Community Protection</p> <p>Neighbourhood Action Team</p>

		which service		
	Reduce inappropriate all day parking which impacts negatively on the Ward  Improve parking issues around schools and reduce all day parking	Consult with community to consider waiting restrictions around Bluecoat  Ditto Old Nuthall Road to enable customers to park at local businesses  Consultation with community to consider parking restrictions	Improved neighbourhoods and increased economic activity	Traffic and Parking
<b>Families and Children</b>	Ensure co-ordinated good quality provision for young people based on need  Improve play and youth facilities and provision	Map the Ward in terms of provision, partners, needs, young people's priorities, inequalities and existing usage  Create a youth forum network for the Ward  Signpost to activities close to ward boundaries  Create 1 weekly play session in a local venue  Create 1 weekly youth session in a local venue	Better picture of need and provision will enable gap analysis and identifying priorities for future work  Joined up work, shared best practise, efficient use of resources  Leen Valley Young people know where to go; result in increased attendance  Positive activities available for young people and reduced crime	Children and Families Team

	Ensuring safeguarding and early interventions issues are addressed and improved	<p>Ensure physically active pursuits are included in the provision</p> <p>Ensure NAT Team have awareness to make referrals</p>	<p>Positive impact on health including obesity and mental health</p> <p>Families are given the support they need at the time they need it</p>	
<b>Health</b>	<p>Reduce Cardio-Vascular Disease Raise Awareness of lifestyle risk factors</p> <p>Develop greater understanding of health needs and usage in Leen Valley Ward</p> <p>Increase physical activity Increase the uptake of cycling in the Ward</p>	<p>To recruit local people to the 'Changemaker' programme and to volunteer on the 'Changemaker' programme</p> <p>Signpost to free health activities e.g. slimming world and 'Go for it'.</p> <p>Distribute signposting booklet</p> <p>Conduct survey to determine this</p> <p>Set up guided walks to raise awareness of the ward and its visually attractive spots</p>	<p>Reduced deaths and illness. Improved early detection</p> <p>Increased volunteering in the Ward</p> <p>Survey will inform future development of priorities</p> <p>Improved physical, social and mental health</p>	<p>Health</p> <p>Travelright</p>

		<p>Develop cycle training</p> <p>Conduct a cycling and audit to determine barriers to cycling</p> <p>Explore placing cycle locking facilities in the most appropriate place based on the results of the audit</p> <p>Determine interest in a bike maintenance course in the Ward; hold course if enough people interested</p>	<p>More inclusive and greater numbers of people with confidence and skill to cycle</p> <p>Understanding of barriers will enable effective design of interventions to remove them</p> <p>Safe storage will remove a barrier to cycling</p> <p>Increased affordability of cycling and empowered by new skill</p>	
<b>Working</b>	<p>Provide opportunities to develop skills for work by engaging in volunteering and community activities</p> <p>Improve access to jobs and training</p> <p>Ensure transport</p>	<p>Support voluntary sector agencies in Leen Valley and assist them in promoting and recruiting volunteers from the local Community</p> <p>Signpost Residents to voluntary sector agencies</p> <p>Active recruitment of volunteers to the 'Changemaker' programme Work with Employment and Skills to ensure they link to Leen Valley Events</p> <p>Conduct a travel infrastructure audit</p>	<p>Improved readiness for work</p> <p>More people in volunteering Reduced unemployment of local people</p> <p>Removal of barrier to work</p>	<p>NCC</p> <p>Travelright NCC</p>

	<p>infrastructure supports access to work Raise awareness of jobs available and support to apply for them</p> <p>Promote employer awareness of apprenticeship scheme and support available to recruit local people</p>	<p>of the Ward to ensure transport to potential working venues is good</p> <p>Provide bikes on loan to people who need them for work</p> <p>Link closely to employment agencies, invite to events, signpost residents to them</p> <p>Work with apprentice hub to target employers in the ward and sell the benefits of the scheme</p>	<p>Reduced unemployment</p> <p>More apprentices recruited to local employers</p>	<p>Employment Hub</p>
--	--	---	--	-----------------------

# Leen Valley Community Engagement

## Events Delivered

Event	Lead Partners	Date/Time	Venue
Beechdale Local Action Group	Locality Management	18 <sup>th</sup> March	Bluecoat Academy, Aspley Campus
Kennington and Southwold School Hanging Basket Workshop	Housing, Locality Management and Southwold School	5 <sup>th</sup> June	Southwold School

## Community Meetings

Group	Date	Venue
New Whitemore Tenants and Residents Meeting	31 <sup>st</sup> March – 2.00 pm	Nayburn Court

## Future Events and Activities Planned

Event	Lead Partners	Date/ Time	Venue
Beechdale Local Action Group	Locality Management	24.06.15 – 6.00 – 8.30pm	Bluecoat Academy, Aspley Lane
Ward Walk	Locality Management	19 <sup>th</sup> June – 4.00 pm	To be confirmed
Ward Walk	Locality Management	3 <sup>rd</sup> July – 4.00 pm	To be confirmed



# Finance

## Ward Councillor Budgets

Total Amount allocated this period £12,000

Total amount committed this period £2,555

Budget Remaining Unallocated £33,292

## Area Capital Fund

Total Amount allocated this period £6,305

Budget Remaining Unallocated £66,641 (2015-2016)

## Others – Section 106

None this period

## NCH ‘Environmentals’

Total Amount Committed £0

Budget Remaining Unallocated

## Other Funding

None

# SUMMARY PERFORMANCE REPORT

## AREA 3 : Quarter 4

### Aspley, Bilborough and Leen Valley

Area Total	Category	Qtr 1				Qtr 2				Qtr 3				Qtr 4				Year Total			
		2013-14	2014-15	Volume +/-	% Change	2013-14	2014-15	Volume +/-	% Change	2013-14	2014-15	Volume +/-	% Change	2013-14	2014-15	Volume +/-	% Change	2013-14	2014-15	Volume +/-	% Change
<b>Area Committee 3</b>	Criminal Damage	166	136	-30	-18%	161	146	-15	-9%	143	146	3	2%	118	121	3	3%	588	549	-39	-7%
	Theft	182	188	6	3%	195	136	-59	-30%	122	182	60	49%	126	166	40	32%	625	672	47	8%
	Violence	262	214	-48	-18%	211	246	35	17%	198	229	31	16%	181	181	0	0%	852	870	18	2%
	Dwelling Burglary	85	60	-25	-29%	87	65	-22	-25%	73	57	-16	-22%	95	52	-43	-45%	340	234	-106	-31%
	All Crime	979	851	-128	-13%	956	868	-88	-9%	799	881	82	10%	803	793	-10	-1%	3537	3393	-144	-4%
	ASB	523	674	151	29%	641	722	81	13%	461	450	-11	-2%	511	455	-56	-11%	2136	2301	165	8%
Average Quarterly Score	Deliberate Fires	30	26	-4	-13%	34	27	-7	-21%	15	9	-6	-40%	8	14	6	75%	87	76	-11	-13%
	Cleanliness Score	86	87	1	1%	85	87	3	3%	89	87	-2	-2%	94	89	-5	-5%	88	87	-1	-1%
	Graffiti (reactive)	14	5	-9	-64%	18	8	-10	-56%	20	8	-12	-60%	16	8	-8	-50%	68	29	-39	-57%
	Fly-Tipping (reactive)	97	75	-22	-23%	120	94	-26	-22%	88	64	-24	-27%	86	39	-47	-55%	391	272	-119	-30%
	Dog Fouling (reactive)	45	43	-2	-4%	49	38	-11	-22%	63	74	11	17%	91	105	14	15%	248	260	12	5%
	Unemployment	6895	5279	-1616	-23%	6147	4626	-1521	-25%	5680	4293	-1387	-24%	5779	4336	-1443	-25%	24501	18534	-5967	-24%

Ward	Category	Qtr 1				Qtr 2				Qtr 3				Qtr 4				Year Total			
		2013-14	2014-15	Volume +/-	% Change	2013-14	2014-15	Volume +/-	% Change	2013-14	2014-15	Volume +/-	% Change	2013-14	2014-15	Volume +/-	% Change	2013-14	2014-15	Volume +/-	% Change
<b>Aspley</b>	Criminal Damage	67	66	-1	-1%	67	65	-2	-3%	73	75	2	3%	54	42	-12	-22%	261	248	-13	-5%
	Theft	71	76	5	7%	80	45	-35	-44%	53	82	29	55%	56	76	20	36%	260	279	19	7%
	Violence	130	103	-27	-21%	102	113	11	11%	98	100	2	2%	79	73	-6	-8%	409	389	-20	-5%
	Dwelling Burglary	30	19	-11	-37%	37	27	-10	-27%	29	15	-14	-48%	33	21	-12	-36%	129	82	-47	-36%
	All Crime	418	370	-48	-11%	415	382	-33	-8%	363	381	18	5%	329	319	-10	-3%	1525	1452	-73	-5%
	ASB	245	283	38	16%	283	302	19	7%	178	189	11	6%	205	176	-29	-14%	911	950	39	4%
Average Quarterly Score	Deliberate Fires	15	13	-2	-13%	17	15	-2	-12%	6	3	-3	-50%	3	4	1	33%	41	35	-6	-15%
	Cleanliness Score	88	84	-4	-5%	84	87	3	4%	86	85	-1	-2%	93	88	-5	-5%	88	86	-2	-2%
	Graffiti (reactive)	8	1	-7	-88%	12	0	-12	-100%	4	3	-1	-25%	7	0	-7	-100%	31	4	-27	-87%
	Fly-Tipping (reactive)	59	37	-22	-37%	60	37	-23	-38%	45	12	-33	-73%	33	13	-20	-61%	197	99	-98	-50%
	Dog Fouling (reactive)	19	18	-1	-5%	19	18	-1	-5%	28	23	-5	-18%	37	26	-11	-30%	103	85	-18	-17%
	Unemployment	3579	2724	-855	-24%	3218	2390	-828	-26%	2936	2249	-687	-23%	3001	2285	-716	-24%	12734	9648	-3086	-24%

Ward	Category	Qtr 1				Qtr 2				Qtr 3				Qtr 4				Year Total			
		2013-14	2014-15	Volume +/-	% Change	2013-14	2014-15	Volume +/-	% Change	2013-14	2014-15	Volume +/-	% Change	2013-14	2014-15	Volume +/-	% Change	2013-14	2014-15	Volume +/-	% Change
<b>Bilborough</b>	Criminal Damage	61	48	-13	-21%	63	63	0	0%	45	45	0	0%	44	43	-1	-2%	213	199	-14	-7%
	Theft	51	54	3	6%	65	38	-27	-42%	40	43	3	8%	36	53	17	47%	192	188	-4	-2%
	Violence	88	73	-15	-17%	70	89	19	27%	70	85	15	21%	69	75	6	9%	297	322	25	8%
	Dwelling Burglary	34	22	-12	-35%	30	27	-3	-10%	26	22	-4	-15%	42	16	-26	-62%	132	87	-45	-34%
	All Crime	351	296	-55	-16%	326	315	-11	-3%	275	294	19	7%	305	286	-19	-6%	1257	1191	-66	-5%
	ASB	194	282	88	45%	251	296	45	18%	166	182	16	10%	198	194	-4	-2%	809	954	145	18%
	Deliberate Fires	5	11	6	120%	9	5	-4	-44%	6	0	-6	-100%	2	6	4	200%	22	22	0	0%
Average Quarterly Score	Cleanliness Score	86	85	-2	-2%	87	87	1	1%	87	86	-1	-1%	95	89	-7	-7%	89	87	-2	-2%
	Graffiti (reactive)	0	3	3	#DIV/0!	4	8	4	100%	14	4	-10	-71%	5	3	-2	-40%	23	18	-5	-22%
	Fly-Tipping (reactive)	26	31	5	19%	43	47	4	9%	33	17	-16	-48%	29	8	-21	-72%	131	103	-28	-21%
	Dog Fouling (reactive)	18	15	-3	-17%	21	14	-7	-33%	27	32	5	19%	39	54	15	38%	105	115	10	10%
	Unemployment	2325	1838	-487	-21%	2060	1570	-490	-24%	1922	1410	-512	-27%	1979	1407	-572	-29%	8286	6225	-2061	-25%

Ward	Category	Qtr 1				Qtr 2				Qtr 3				Qtr 4				Year Total			
		2013-14	2014-15	Volume +/-	% Change	2013-14	2014-15	Volume +/-	% Change	2013-14	2014-15	Volume +/-	% Change	2013-14	2014-15	Volume +/-	% Change	2013-14	2014-15	Volume +/-	% Change
<b>Leen Valley</b>	Criminal Damage	38	22	-16	-42%	31	18	-13	-42%	25	26	1	4%	20	36	16	80%	114	102	-12	-11%
	Theft	60	58	-2	-3%	50	53	3	6%	29	57	28	97%	34	37	3	9%	173	205	32	18%
	Violence	44	38	-6	-14%	39	44	5	13%	30	44	14	47%	33	33	0	0%	146	159	13	9%
	Dwelling Burglary	21	19	-2	-10%	20	11	-9	-45%	18	20	2	11%	20	15	-5	-25%	79	65	-14	-18%
	All Crime	210	185	-25	-12%	215	171	-44	-20%	161	206	45	28%	169	188	19	11%	755	750	-5	-1%
	ASB	84	109	25	30%	107	124	17	16%	117	79	-38	-32%	108	85	-23	-21%	416	397	-19	-5%
	Deliberate Fires	10	2	-8	-80%	8	7	-1	-13%	3	6	3	100%	3	4	1	33%	24	19	-5	-21%
Average Quarterly Score	Cleanliness Score	84	92	8	10%	84	88	4	5%	92	89	-3	-3%	93	89	-3	-4%	88	90	1	2%
	Graffiti (reactive)	6	1	-5	-83%	2	0	-2	-100%	2	1	-1	-50%	4	5	1	25%	14	7	-7	-50%
	Fly-Tipping (reactive)	12	7	-5	-42%	17	10	-7	-41%	10	35	25	250%	24	18	-6	-25%	63	70	7	11%
	Dog Fouling (reactive)	8	10	2	25%	9	6	-3	-33%	8	19	11	138%	15	25	10	67%	40	60	20	50%
	Unemployment	991	717	-274	-28%	869	666	-203	-23%	822	634	-188	-23%	799	644	-155	-19%	3481	2661	-820	-24%